

CHEMICAL HERITAGE FOUNDATION

DAVID D. GINTY

The Pew Scholars Program in the Biomedical Sciences

Transcript of an Interview
Conducted by

William Van Benschoten

at

Johns Hopkins University School of Medicine
Baltimore, Maryland

on

2-4 September 2003

From the Original Collection of the University of California, Los Angeles

ACKNOWLEDGEMENT

This oral history is part of a series supported by a grant from the Pew Charitable Trusts based on the Pew Scholars Program in the Biomedical Sciences. This collection is an important resource for the history of biomedicine, recording the life and careers of young, distinguished biomedical scientists and of the Pew Scholars Program in the Biomedical Sciences Advisory Committee members.

This oral history was completed under the auspices of the Oral History Project, University of California, Los Angeles (Copyright © 2006, The Regents of the University of California) and is made possible through the generosity of



**From the original collection at the Center for
Oral History Research, UCLA Library, UCLA.**

The following oral history, originally processed at the UCLA Center for Oral History Research, has been reformatted by the Chemical Heritage Foundation. The process involved reformatting the front matter, adding a new abstract, replacing the table of contents, and replacing the index. The paragraph spacing and font of the body of the transcript were altered to conform to the standards of the Oral History Program at the Chemical Heritage Foundation. The text of the oral history remains unaltered; any inadvertent spelling or factual errors in the original manuscript have not been modified. The reformatted version and digital copies of the interview recordings are housed at the Othmer Library, Chemical Heritage Foundation. The original version and research materials remain at the Darling Library, University of California, Los Angeles and at the Bancroft Library, University of California, Berkeley.

REFORMATTING:

Marnie Berkowitz, Consultant to the Chemical Heritage Foundation. B.A., Classical Languages and Literatures, University of Minnesota; Ford Foundation Fellowship, Classical Languages and Literatures, University of Chicago.

David J. Caruso, Program Manager, Oral History, Chemical Heritage Foundation. B.A., History of Science, Medicine, and Technology, Johns Hopkins University; PhD., Science and Technology Studies, Cornell University.

UNIVERSITY OF CALIFORNIA, LOS ANGELES

Oral History Interview Agreement No. RO92203B

This Interview Agreement is made and entered into this 22 day of 2003, by and between THE REGENTS OF THE UNIVERSITY OF CALIFORNIA, a California corporation, on behalf of the Oral History Program at the UCLA campus, hereinafter called "University," and DAVID D. GINTY, having an address at Department of Neuroscience, PCTB, Room 100D, Johns Hopkins University, 725 North Wolfe Street, Baltimore, MD 21205-2185, hereinafter called "Interviewee."

Interviewee agrees to participate in a series of University-conducted tape-recorded interviews, commencing on or about September 2, 2003, and tentatively entitled "Interview with David D. Ginty." This Agreement relates to any and all materials originating from the interviews, namely the tape recordings of the interviews and a written manuscript prepared from the tapes, hereinafter collectively called "the Work."

In consideration of the mutual covenants, conditions, and terms set forth below, the parties hereto hereby agree as follows:

1. Interviewee irrevocably assigns to University all his copyright, title and interest in and to the Work. This assignment applies to University, its successors, and assigns, for and during the existence of the copyright and all renewals and extensions thereof.
2. By virtue of this assignment, University will have the right to use the Work for any research, educational, or other purpose, including electronic reproduction, that University may deem appropriate.
3. Interviewee acknowledges that he will receive no remuneration or compensation for his participation in the interviews or for the rights assigned hereunder.
4. Interviewee will receive from University, free of charge, one bound copy of the typewritten manuscript of the interviews.
5. To insure against substantive error or misquotation, Interviewee will have the right to review the manuscript before it is put into final form. University therefore will send Interviewee a copy of the edited transcript for review and comment. Interviewee will return transcript and comments to University within 30 days of receipt of the transcript. In the event that Interviewee does not respond within 30 days, University will assume that Interviewee has given full approval of the transcript.
6. All notices and other official correspondence concerning this Agreement will be sent to the following:

If to University: Oral History Program
University of California, Los Angeles
Box 951575
Los Angeles, California 90095-1575

Attention: Janice L. Reiff


If to Interviewee: David D. Ginty
Department of Neuroscience
Johns Hopkins University
725 North Wolfe Street
Baltimore, Maryland 21205-2185

University and Interviewee have executed this Agreement on the date first written above.

INTERVIEWEE

x 
(Signature)

THE REGENTS OF THE UNIVERSITY
OF CALIFORNIA


(Signature)

David D. Ginty
(Typed Name)

Janice L. Reiff
(Typed Name)

Department of Neuroscience
(Address)

Interim Director, Oral History Program
(Title)

Johns Hopkins University

Baltimore, Maryland 21205-2185

x Date Sept. 2, 2003

Date 9/22/03


Pew Scholars in the Biomedical Sciences
Chemical Heritage Foundation Internet Posting Release Form

I, David D. Ginty, Ph.D., hereby request that my wishes be followed as per the checked selection below with regards to posting portions of the digital copy of the audio-taped interview of me and the related written transcript on the internet for non-commercial, educational use only.

Please check one:

- a. _____ **No restrictions for Internet Posting.**
NOTE: Users citing this interview for purposes of publication are obliged under the terms of the Chemical Heritage Foundation Oral History Program to obtain permission from Chemical Heritage Foundation, Philadelphia, Pennsylvania.
- b. X _____ **Semi-restricted Internet Postings** (My review of the material intended to post is required.)
- c. _____ **Restricted access.** (Do not post.)

This constitutes my entire and complete understanding.



David D. Ginty, Ph.D.

2-6-08

Date

This interview has been designated as **Free Access**.

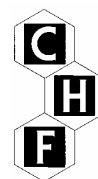
One may view, quote from, cite, or reproduce the oral history with the permission of CHF.

Please note: Users citing this interview for purposes of publication are obliged under the terms of the Chemical Heritage Foundation Oral History Program to credit CHF using the format below:

David D. Ginty, interview by William Van Benschoten at the Johns Hopkins University School of Medicine, Baltimore, Maryland, 2-4 September 2003 (Philadelphia: Chemical Heritage Foundation, Oral History Transcript # 0462).



Chemical Heritage Foundation
Oral History Program
315 Chestnut Street
Philadelphia, Pennsylvania 19106



The Chemical Heritage Foundation (CHF) serves the community of the chemical and molecular sciences, and the wider public, by treasuring the past, educating the present, and inspiring the future. CHF maintains a world-class collection of materials that document the history and heritage of the chemical and molecular sciences, technologies, and industries; encourages research in CHF collections; and carries out a program of outreach and interpretation in order to advance an understanding of the role of the chemical and molecular sciences, technologies, and industries in shaping society.

DAVID D. GINTY

1962 Born in Danbury, Connecticut on 8 May

Education

1984 Bachelor of Science (Biology), Mount Saint Mary's College
1989 Ph.D. (Physiology), East Carolina University School of Medicine

Professional Experience

1982-1984 Mount Saint Mary's College
Laboratory Teaching Assistant, Department of Chemistry

1984-1989 East Carolina University School of Medicine
Graduate Teaching Fellow, Department of Physiology

1989-1991 Harvard Medical School
Postdoctoral Fellow in the laboratory of John A. Wagner, Ph.D., Dana-Farber Cancer Institute and Department of Biological Chemistry and Molecular Pharmacology

1991-1994 Postdoctoral Fellow in the laboratory of Michael E. Greenberg, Ph.D., Department of Microbiology and Molecular Genetics

1995-1999 Johns Hopkins University School of Medicine
Assistant Professor, Department of Neuroscience
1999-present Associate Professor, Department of Neuroscience
2000-present Assistant Investigator, Howard Hughes Medical Institute

Honors

1984 Beta Beta Beta Biological Honor Society
1987 American Gastroenterological Association Student
Research Fellowship
1989 NIH Individual NRSA Postdoctoral Fellowship
1992 American Cancer Society Postdoctoral Research Fellowship
1992 American Heart Association, MA Affiliate, Postdoctoral Fellowship
1995 Alfred P. Sloan Research Fellowship
1995 Klingenstein Foundation Award in Neuroscience

1996	American Cancer Society Junior Faculty Research Award
1996	Basil O'Conner Scholars Award, March of Dimes
1996-2000	Pew Scholars Award
2000	Howard Hughes Medical Institute

Selected Publications

- Sahay, A. Molliver, M.E., Ginty, D.D., and Kolodkin, A.L. Semaphorin 3F is the principal ligand for Npn-2 in axon guidance. *J. Neurosci.*, 23: 6671-6680, 2003.
- Ye, H., Kuruvilla, R., Zweifel, L. and Ginty, D.D. Evidence in support of signaling endosome-based retrograde survival of sympathetic neurons. *Neuron*, 39:57-68, 2003.
- Gu, C., Reimert, D.V., Shu, T., Frisch, B., Richards, L.J. Rodriguez, E.R., Alex L. Kolodkin, A.L. and Ginty, D.D. Neuropilin-1 conveys semaphorin and VEGF signaling during cardiovascular and neural development. *Developmental Cell*, 5:45-57, 2003.
- Lonze, B, Riccio, A. Cohen, S. and Ginty, D.D. Apoptosis, axonal growth defects, and degeneration of peripheral neurons in mice lacking CREB. *Neuron*, 34:371-385, 2002.
- Gu, C., Limberg, B.J., Whitaker, G.B., Perman, B., Leahy, D.J., Rosenbaum, J.S., Ginty, D.D., and Kolodkin, A.L. Characterization of neuropilin-1 structural features that confer binding to Sema3A and VEGF₁₆₅. *J. Biol. Chem.* 277:18069-18076, 2002.
- Cloutier, J.F., Giger, R.J., Koentges, G., Dulac, C., Kolodkin, A.L., and Ginty, D.D. Neuropilin-2 mediates axonal fasciculation, zonal segregation, but not axonal convergence, of primary accessory olfactory neurons. *Neuron*, 33:877-892, 2002.
- Qian, X. and Ginty, D.D. SH2-B and APS are multimeric adaptors that augment TrkA signaling. *Mol. Cell. Biol.*, 21:1613-1620, 2001.
- Sasaki, M., Gonzalez-Zulueta, M., Huang, H., Herring, W.J., Ahn, S., Ginty, D.D., Dawson, V.L., and Dawson, T.M. Dynamic regulation of neuronal NO synthase transcription by calcium influx through a CREB family transcription factor-dependent mechanism. *Proc. Natl. Acad. Sci. (USA)* 97:8617-8622, 2000.
- Kuruvilla, R., Ye, H., and Ginty, D.D. Spatially and functionally distinct roles of the PI3-K effector pathway during NGF signaling in sympathetic neurons. *Neuron*, 27:499-512, 2000.
- Giger, R.J., Cloutier, J.-F., Sahay, A., Prinjha, R.K., Levensgood, D.V., Moore, S.E., Pickering, S., Rastan, S., Simons, D., Walsh, F.S, Kolodkin, A.L., Ginty, D.D., and Geppert, M. Neuropilin-2 is required in vivo for selective guidance responses to secreted semaphorins. *Neuron*, 25:30-42, 2000.
- Riccio, A., Ahn, S., Davenport, C.M., Blendy, J. and Ginty, D.D. Mediation by a CREB family transcription factor of NGF-dependent survival of sympathetic neurons. *Science*, 286:2358-2361, 1999.
- Tsui-Pierchala, B.A., and Ginty, D.D. Characterization of an NGF-P-TrkA retrograde signaling complex and age-dependent regulation of TrkA phosphorylation in sympathetic neurons. *J. Neurosci.* 19:8207-8218, 1999.
- Ahn, S., Ginty, D.D., and Linden, D.J. A late phase of cerebellar long-term depression requires activation of CaMKIV and CREB. *Neuron*, 23:559-568, 1999.
- Giger, R.J., Rowe Urquhart, E. Gillespie, S.K.H., Levensgood, D.V., Ginty, D.D.,

- Kolodkin, A.L. Neuropilin-2 is a receptor for semaphorin IV: Insight into the structural basis of receptor function and specificity. *Neuron*, 21:1079-1092, 1998.
- Qian, X., Riccio, A., Zhang, Y., and Ginty, D.D. Identification and characterization of novel substrates of Trk receptors. *Neuron*, 21:1017-1029, 1998.
- Polleaux, F., Giger, R.J., Ginty, D.D., Kolodkin, A.L., and Ghosh, A. Neuropilin-1-mediated orientation of axon outgrowth in the developing cerebral cortex. *Science*, 282:1904-1906, 1998.
- Naruse, S., Thinakaran, G., Luo, J.-J., Kusiak, J.W., Tomita, T., Iwatsubo, T., Qian, X., Ginty, D.D., Price, D.L., Borchelt, D.R., Wong, P.C., and Sisodia, S.S. Pleiotropic effects of PS1 deficiency on protein trafficking. *Neuron*, 21:1213-1221, 1998.
- Ahn, S., Olive, M., Aggarwal, S., Krylov, D., Ginty D.D. and Vinson, C. CREB is a general mediator of stimulus-dependent transcription of c-fos. *Mol. Cell. Biol.* 18:967-977, 1998.
- Riccio, A., Pierchala, B., Ciarallo, C., and Ginty, D.D. CREB is a target of an NGF-TrkA dependent retrograde signal in sympathetic neurons. *Science*, 277:1097-1100, 1997.
- Kolodkin, A.L., Levengood, D.V., Rowe, E., Tai, Y.-T., Giger, R. and Ginty, D.D. Neuropilin is a Semaphorin III receptor. *Cell*, 90:753-762, 1997.
- Xing, J., Ginty, D.D. and Greenberg, M.E. Coupling of the Ras-MAPK pathway to gene activation by RSK2, a growth factor regulated CREB kinase. *Science*, 273:959-963, 1996.
- Miranti, C. K., Ginty, D.D., Huang, G., Chatila, T., and Greenberg, M.E. Calcium activates serum response factor-dependent transcription by a Ras- and Elk-1-independent mechanism that involves a CaM kinase. *Mol. Cell. Biol.*, 15:128-136, 1995.
- Bonni, A., Ginty, D.D., Dudek, H., and Greenberg, M.E. A CREB-dependent transcriptional mechanism that confers neurotrophin-induced gene expression. *Mol. Cell. Neurosci.*, 6:168-183, 1995.
- Thompson, M.A., Ginty, D.D., Bonni, A., Greenberg, M.E. L-type voltage sensitive calcium channel activation regulates c-fos transcription at multiple levels. *J. Biol. Chem.*, 270:4224- 4235, 1995.
- Ginty, D.D., Bonni, A., and Greenberg, M.E. NGF activates a ras-dependent protein kinase that induces c-fos transcription via phosphorylation of CREB. *Cell*, 77:713-725, 1994.
- Rosen, L.B., Ginty, D.D., Weber, M.J., and Greenberg, M.E. Membrane depolarization and calcium influx stimulate MEK and MAP kinase via activation of Ras. *Neuron*, 12:1207- 1221, 1994.
- Ginty, D.D., Kornhauser, J., Thompson, M.A., Bading, H., Mayo, K.E., Takahashi, J., and Greenberg, M.E. Regulation of CREB phosphorylation in the suprachiasmatic nucleus by light and a circadian clock. *Science*, 260:238-241, 1993.
- Rivera, V.M., Miranti, C.K., Misra, R.P., Ginty, D.D., Chen, R.-H., Blenis, J., and Greenberg, M.E. A growth factor inducible kinase phosphorylates the serum response factor at a site that regulates its DNA binding activity. *Mol. Cell Biol.*, 13:6260-6273, 1993.
- Bading, H., Ginty, D.D., and Greenberg, M.E. The mode of calcium entry into hippocampal neurons determines the pathway for calcium signalling to the nucleus. *Science*, 260:181- 186, 1993.
- Ginty, D.D., Fanger, G.R., Wagner, J.A., and Maue, R. The activity of cAMP-dependent

- protein kinase is required at a posttranslational level for induction of voltage-dependent sodium channels by peptide growth factors. *J. Cell Biol.*, 116:1465-1470, 1992.
- Scheibe, R.J., Ginty, D.D., and Wagner, J.A. Retinoic acid stimulates the differentiation of PC 12 cells that are deficient in cAMP-dependent protein kinase. *J. Cell Biol.*, 113:1173 - 1182, 1991.
- Ginty, D.D., Glowacka, D., Bader, D., Hidaka, H. and Wagner, J.A. Induction of Immediate early genes by Ca²⁺ influx requires cAMP-dependent protein kinase in PC12 cells. *J. Biol. Chem.*, 266:17454-17458, 1991.
- Ginty, D.D., Glowacka, D., DeFranco, C., and Wagner, J.A. Nerve growth factor-induced neuronal differentiation after dominant repression of both type I and type II cAMP-dependent protein kinase. *J. Biol. Chem.*, 266:15325-15333, 1991.
- Ginty, D.D., Marlowe, M, Pekala, P.H., and Seidel, E.R. Multiple pathways for the regulation of ornithine decarboxylase in epithelial cells. *Am. J. Physiol.* 258: G454-640, 1990.
- Ginty, D.D., Osborne, D.L. and Seidel, E.R. Putrescine stimulates DNA synthesis in epithelial cells. *Am. J. Physiol.* 257: G145-G150, 1989.
- Ginty, D.D., and Seidel, E.R. Polyamine dependent growth and calmodulin regulated induction of ornithine decarboxylase. *Am. J. Physiol.* 256: G342-6348, 1989.
- Hargittai, P.T., Ginty, D.D., and Lieberman, E.M. A pyrene fluorescent technique for measurement of oxygen consumption of single isolated axons. *Anal. Biochem.* 163:418-426, 1987.
- Huber, AB, Alex L. Kolodkin, A.L., Ginty, D.D. and Cloutier, J.F. Signalling at the growth cone: Ligand-receptor complexes and the control of axon growth and guidance. *Ann. Rev. Neurosci.*, 26:509-563, 2003.
- Lonze, B.E. and Ginty, D.D. Function and regulation of CREB family transcription factors in the nervous system. *Neuron*, 35:605-623, 2002.
- Ginty, D.D. and Segal, R. Retrograde Neurotrophin signaling: Trking down the axon. *Curr. Opin. Neurobiol.* 12:268-274, 2002.
- Dawson T.M., and Ginty D.D. CREB family transcription factors inhibit neuronal suicide. *Nat Med.* 8:450-1, 2002.
- Riccio A, and Ginty D.D. What a privilege to reside at the synapse: NMDA receptor signaling to CREB. *Nat Neurosci.* 5: 3 89-90, 2002.
- Ahn, S., Riccio, A., Ginty, D.D. Spatial considerations for stimulus-dependent transcription in neurons. *Ann. Rev. Physiol.* 62: 803-823, 2000.
- Kolodkin, A.L., and Ginty, D.D. Steering Clear of Semaphorins: Neuropilins Sound the Retreat. *Neuron*, 19:1159-1162, 1997.
- Ginty, D.D. Calcium regulation of gene expression: Isn't that spatial? *Neuron* 18:183-186, 1997.
- Pierchala, B. and Ginty, D.D. Nerve growth factor signal transduction and regulation of gene expression. In: Kinases and phosphatases in lymphocyte and neuronal signaling. Ed. H. Yakura. Springer-Verlag. Tokyo. Pp. 207-216, 1997.
- Kornhauser, J.M., Ginty, D.D., Greenberg, M.E., Mayo, K.E., Takahashi, J.S. Light entrainment and activation of signal transduction pathways in the SCN. *Prog. Brain Res.* 111:133-146, 1996
- Rosen, L.B., Ginty, D.D. and Greenberg, M.E. Calcium regulation of gene transcription. *Adv. Second Messenger and Phosphoprotein Res.* 30:225-253, 1995

Ghosh, A. Ginty, D.D., Bading, H., and Greenberg, M.E. Calcium regulation of gene expression in neuronal cells. *J. Neurobiol.* 25:294-303, 1994.

ABSTRACT

David D. Ginty was born in Danbury, Connecticut, but grew up in Fairfield, Connecticut; he has an older brother and a younger sister, and all three are adopted. Ginty's father worked in insurance, eventually becoming the head of the malpractice division for the state of Connecticut. His mother began as an elementary school teacher but eventually founded her own nursery school, which flourished. Their extended families were large and close, for which David still feels extremely fortunate. He loved school, especially mathematics and science, and he did well until high school. Then he took advantage of his parents' "laissez-faire" attitude toward their sons and hived off with his brother instead of going to school. He did, however, play football and jai alai in high school. His parents were devout Roman Catholics, and religion was an important part of Ginty's childhood.

Religion was also an important factor in his mother's urging Ginty to attend Mount St. Mary's; she wanted him to become more disciplined and more religious. There he majored in biology, which was the strongest of the science departments. Because it was a small college it offered very little lab experience, but Ginty was able to work for Dr. Thomas, who worked on the synthesis of porphyrin rings; because Dr. Thomas loved his work, he inspired Ginty. Dr. Gauthier offered a course in physiology that Ginty also found exciting. Furthermore, Ginty met his future wife at Mount St. Mary's.

In spring of his senior year of college, Ginty realized that he needed to decide what he would do next. He was offered a job at National Institutes of Health, but a friend's mother urged him to obtain a Ph.D. He applied to graduate schools very late but was accepted at East Carolina University. There he found a small program, with close relations between faculty and students; also, this program was new and required students to have a broad foundation in the sciences, so Ginty took many other courses. He had five rotations, all of which he loved, but he went to work in Edward Seidel's lab to study nerve growth factor signaling.

Ginty's interest in the nervous system led him to a postdoc at the Dana-Farber Cancer Institute in Boston, where he worked in John Wagner's lab on growth factor signal transduction in the neuron. When Wagner moved to Cornell University he wanted Ginty to go with him, but Ginty decided to stay at Dana-Farber, and he went to Michael Greenberg's lab, studying phosphoantibodies. After three years there he accepted an assistant professorship at Johns Hopkins University, where he is now an associate professor. He continues to work on nerve growth factor and retrograde signaling; to teach; to publish; to write grant proposals; and to balance his work with his family life.

UCLA INTERVIEW HISTORY

INTERVIEWER:

Andrea R. Maestrejuan, Interviewer, UCLA Oral History Program; B.S., Biological Sciences, University of California, Irvine, 1986; M.A., History, University of California, Riverside, 1991; C.Phil., History, University of California, Los Angeles, 2000.

TIME AND SETTING OF INTERVIEW:

Place: Ginty's office at Johns Hopkins University School of Medicine.

Dates of sessions: September 2, 2003; September 3, 2003; September 4, 2003.

Total number of recorded hours: 5.0.

Persons present during interview: Ginty and Maestrejuan.

CONDUCT OF INTERVIEW:

This interview is one in a series with Pew Scholars in the Biomedical Sciences conducted by the UCLA Oral History Program in conjunction with the Pew Charitable Trusts's Pew Scholars in the Biomedical Sciences Oral History and Archives Project. The project has been designed to document the backgrounds, education, and research of biomedical scientists awarded four-year Pew scholarships since 1988.

To provide an overall framework for project interviews, the director of the UCLA Oral History Program and three UCLA faculty project consultants developed a topic outline. In preparing for this interview, Maestrejuan held a telephone preinterview conversation with Ginty to obtain written background information (curriculum vitae, copies of published articles, etc.) and agree on an interviewing schedule. She also reviewed documentation in Ginty's file at the Pew Scholars Program office in San Francisco, including Ginty's proposal application, letters of recommendation, and reviews by Pew Scholars Program national advisory committee members.

ORIGINAL EDITING:

Carol Squires edited the interview. She checked the verbatim transcript of the interview against the original tape recordings, edited for punctuation, paragraphing, and spelling, and verified proper names. Words and phrases inserted by the editor have been bracketed.

Ginty did not review the transcript. Consequently, some proper names and other information remain unverified.

Carol Squires prepared the table of contents and compiled the guide to proper names.

TABLE OF CONTENTS

Early Years	1
Family background. Childhood experiences. Early schooling. Early interest in science and mathematics. His interests in high school. Influential teachers. Religion in the family.	
College Years	27
Matriculates at Mount St. Mary's College and Seminary; majors in biology. Meets his wife-to-be there. Liked to take apart and put things together, so interested in mechanistic biology. Small science departments offered little lab experience, but worked as TA for Dr. Thomas, who was interested in synthesis of porphyrin rings. Dr. Gauthier's course in physiology spurred intention to study physiology.	
Graduate Years	32
Offered position at National Institutes of Health. Applied late to graduate schools; settled on East Carolina University. High faculty-student ratio; young faculty. Broad requirements in the sciences. Loved all five of his rotations. Tried to work in Edward Lieberman's lab, but personalities did not mesh, so Ginty went to Edward Seidel's lab to work on growth factor signaling.	
Postgraduate Years	46
Postdoc with John A. Wagner at the Dana-Farber Cancer Institute in Boston. Ginty's interest in the development and function of the nervous system. Work on the action of growth factor signal transduction on the neuron. Ginty's second postdoctoral fellowship in Michael E. Greenberg's laboratory. Ginty's postdoctoral research on nerve growth factor and the regulation of gene expression by growth factors and neurotransmitters. His work developing phosphoantibodies in Greenberg's laboratory. Ginty's children. Balancing family and career.	
Later Years	67
Ginty's role in his laboratory; administrative duties; teaching responsibilities; funding. Tenure at Johns Hopkins University. Ginty's current work on nerve growth factors and retrograde signaling. Controversies and differences in interpretation in science.	
Index	89

INDEX

1

¹³³Serine, 58, 60

3

³²P, 60

³²P-labeled phosphate, 57

A

acetylcholine, 48

adenosine triphosphate, 59

Aetna, Inc., 4, 5

Annapolis, Maryland, 3, 11, 12, 13

Atlantic City, New Jersey, 19

ATP. *See* adenosine triphosphate

axon, 49, 81

axon function, 35

B

baculovirus, 59

Baltimore, Maryland, 3, 28, 75, 76

Basque, 18

Bayberry School, 7

Bethesda, Maryland, 3, 34

Biological Science, 86

biology, 15, 16, 29, 31, 38, 39, 40, 43, 46,
47, 49, 82, 86

cell biology, 41, 47, 54, 55

descriptive biology, 29

developmental biology, 29, 48

mechanistic biology, 29, 30

molecular biology, 50, 55, 56

Blenis, John, 54, 55

Boston Post Road, 20

Boston, Massachusetts, 3, 12, 46, 47, 52,
53, 54, 55, 73, 74, 75

Braintree, Massachusetts, 52

Bridgeport, Connecticut, 18, 19, 20

C

Ca²⁺/calmodulin-dependent. *See* CaM
kinase II

CaM kinase II, 58

cAMP-dependent protein kinase, 56, 58,
60

Campanot, Robert B., 82, 83, 84, 86

catecholamines, 48

Catholic, 1, 16, 20, 21, 22, 28

CCD. *See* Confraternity of Christian
Doctrine

cestas, 19

Chesapeake Bay, 11

China, 13, 66, 67

Clark, William, 32

Columbia, Maryland, 3, 12

Confirmation, 21

Confraternity of Christian Doctrine, 21, 22

Connecticut, 4, 12

Connecticut Amateur Jai Alai, 19

Cornell University, 75

Cornell University Weill Medical College,
51

CREB. *See* cyclic adenosine
monophosphate response element
binding protein

cyclic adenosine monophosphate response
element binding protein, 58, 59, 60, 61,
81

cyclic AMP, 55

D

Daimler Chrysler Corporation, 33

Dana-Farber Cancer Institute, 46, 47, 51,
58, 82

Danbury, Connecticut, 1, 2, 3, 5, 6, 7

Danceteria, 20

Dropp, John, 38

Duke University, 12

E

East Carolina University, 34, 35, 36, 46,
47, 66, 67, 77

ECU. *See* East Carolina University

F

Fairfield, Connecticut, 1, 2, 3, 4, 16, 20, 42
fibroblasts, 49, 50, 60
First Communion, 21, 22, 23
Florida, 12, 18
forskolin, 60

G

Gates, William H., 67
Gauthier, Dr., 38, 39
Ginty, Aileen Estel (mother), 1, 15, 27, 46, 53, 76
Ginty, Ann M. Kamenjar (wife), 3, 12, 13, 22, 25, 34, 35, 38, 45, 46, 47, 51, 52, 53, 55, 72, 73, 74, 75
Ginty, Benjamin James (son), 3, 14, 68, 75, 76, 77
Ginty, Francis Patrick (father), 1, 14, 15, 27, 41, 53
Ginty, John (paternal uncle), 3, 7
Ginty, Kay (paternal aunt), 7
Ginty, Leah Blair (daughter), 3, 14, 68, 77
Ginty, Mark Francis (brother), 2, 27, 77
Ginty, Mary (paternal grandmother), 5
Ginty, Samuel Thomas (son), 3, 14, 51, 53, 68, 73, 74, 77
Ginty, William (paternal grandfather), 5
Glowacka, Danuta, 50, 51
Gold, Bernie, 41, 42
Greenberg, Michael E., 52, 53, 54, 56, 58, 61, 74, 78, 80
Greengard, Paul, 58
Greenville, North Carolina, 46
Gudas, Lorraine Jean, 51

H

Hagen, Beatrice (maternal grandmother), 5
Hagen, James O. (maternal grandfather), 5
Hargittai, Paul T., 41
Hartford, Connecticut, 2, 7
Harvard University, 36, 37, 46, 47, 50, 54, 55, 82
HeLa cells, 49
Howard Hughes Medical Institute, 32, 80

I

IBMX, 55
immunocytochemistry, 60, 62
Ireland, 5

J

jai alai, 18, 19
Jamaica Plain, Massachusetts, 55
Johns Hopkins University, 35, 36, 37
Johns Hopkins University School of Medicine, 1, 10, 12, 27, 33, 52, 53, 81

K

Keeton, William T., 86
Kemptide, 58
Kennedy, President John F., 59
KM. *See* Michaelis constant

L

Lewis, Meriwether, 32
Lieberman, Edward M., 35, 38, 39, 40, 41, 42, 43, 45
Little League Baseball, Inc., 19
Long Island Sound, 1, 20
Long Island, New York, 1, 3, 5, 6

M

mad hatter, 5
Maryland, 11
Massachusetts, 9
Massachusetts Institute of Technology, 12, 46, 68
Michaelis constant, 58
Milford, Connecticut, 19
MIT. *See* Massachusetts Institute of Technology
Mobley, William C., 82, 83, 85
Mount Saint Mary's College and Seminary, 27, 28, 29, 32, 33, 35, 38

N

National Cancer Institute, 33
National Institutes of Health, 32, 33, 34, 35, 40, 55

nerve growth factor, 46, 47, 48, 56, 61, 80, 81, 82
nervous system, 41, 46, 47, 48, 49, 82
neurobiology, 35, 38, 48, 49, 50, 51
neurons, 46, 48, 49, 57, 58, 81, 83, 86
New England, 3, 5, 46
New York City, New York, 4, 5, 6, 20, 34, 46, 47, 52, 53
Newman, Paul, 4
Newport, Rhode Island, 19
NGF. *See* nerve growth factor
NIH. *See* National Institutes of Health
NMR. *See* nuclear magnetic resonance
North Carolina, 35, 45, 46
Northern blot, 43, 55
nuclear magnetic resonance, 30

O

O'Sullivan, Timothy, 33

P

Paris, France, 46
Pasteur Institute/Institut Pasteur, 46
Pelota, 19
Pew Charitable Trusts, 32
Pew Scholars in the Biomedical Sciences, 1, 15, 22, 87
Philadelphia, Pennsylvania, 12
phosphoantibody, 57, 58
phosphoepitopes, 58
phosphoproteins, 58, 60
phosphorylation, 57, 58, 59, 60
physiology, 36, 37, 38, 39, 45, 55, 56
Pierchala, Brian A., 81
PKA. *See* cAMP-dependent protein kinase
Poland, 50
Pop Warner Little Scholars, Inc., 19
porphyrin, 30, 31
pyrines, 30

R

Rand McNally and Company, 76
Reed, Randall R., 3
Riccio, Antonella, 81
Riverhead, Long Island, 3, 5, 6
RNA, 55

Rockville, Maryland, 3, 34
Rocky Mount, North Carolina, 46

S

San Francisco, California, 47
Segal, Rosalind A., 82, 83
Seidel, Edward R., 35, 39, 40, 41, 43, 45, 51, 55, 67
semaphorin receptor, 87
Shackelford, Kellianne Ginty (sister), 2, 46
Sigma Aldrich, Inc., 58
Snyder, Solomon H., 3
Society for Neuroscience, 58
Springfield, Massachusetts, 2
St. Joseph College, 7
St. Mary's High School, 11
St. Paul's Episcopal Church, 4
Stamford, Connecticut, 5
Stanford University, 82
Stewart, Martha, 4
Storrs, Connecticut, 6
Studio 54, 20

T

Tessier-Lavigne, Marc, 85
Thomas, Dr., 30, 31, 36, 37, 41
Thompson, Margaret A. (Tam), 58
Tuma, Rabiya S., 83
Turgeon, Winifred (paternal aunt), 1, 6, 7
turnover number, 58

U

University of Connecticut, 4, 6, 7, 28

W

Wagner, John A., 46, 47, 50, 51, 53, 55, 56, 58, 61
Washington, D.C., 3, 12, 76
Western blot, 59, 60
Westport, Connecticut, 7
World War II, 6

Y

Yale University, 10